

VIDERE

Operator Support System

MC MACHINERY SYSTEMS, INC.

a subsidiary of Mitsubishi Corporation

Videre Benefits

Reduced Setup Time

Because the shape, length, and install position information is displayed in front of the operator, it is quick and easy to understand for any skill level operator. Up to 80% reduction in setup time compared to a manually clamped machine.

BEFORE

AFTER



Fewer Mistakes

The bending simulation is displayed on the front of the machine and guides the part handling from both a front and rear view preventing mistakes of asymmetrical work.

By displaying the work in front of the operator it eliminates unnecessary movement. The larger format display is easily readable by the operator.

BEFORE

AFTER

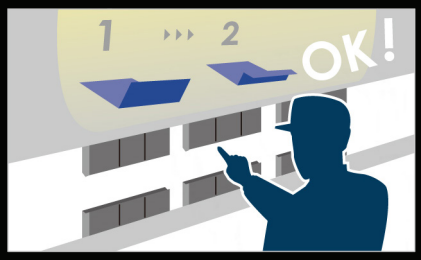

Improved Productivity

Reduced setup time, fewer bending mistakes, and less operator movement to the control to check the bending sequence or confirm dimensions equals more parts per shift of operation.

Increased production with the same footprint of a stand-alone machine without the large budget for automation.

BEFORE

AFTER

Virtual Training

If you are bending for the first time, or even if you are not familiar with a press brake you can easily process a part guided by the VIDERE operator support tool.

Practice bending by watching the VIDERE and train new operators in hours or less.

BEFORE

AFTER

Machine Status

Because the machine status is displayed on the upper ram the work status can be understood from anywhere in the shop including cautions or what parts are being formed visually.

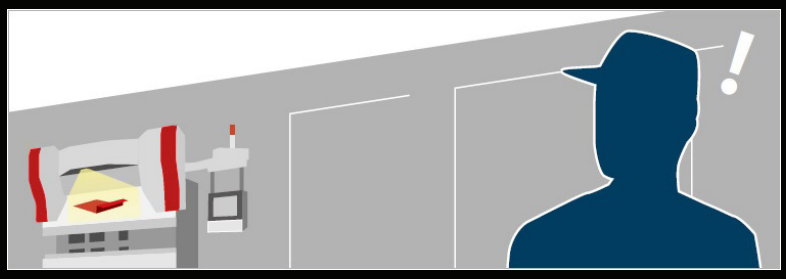

General

The VIDERE operator support system was developed to simplify press brake operations by clearly showing in front of the operator functional process information that is simple to see and effortless to understand. Support information from setup to processing is displayed in real time, real size and real location. Setup and work handling that once required a skilled operator, is now simplified by VIDERE, improving productivity by reducing bending defects and eliminating non value added steps in an operators daily machine interactions.

Audio cues during operation support day to day function for the operator.



The two-dimensional sensor makes the ram a big touch screen

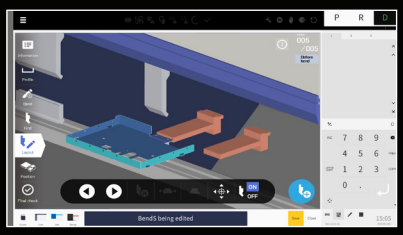

Basic display information is automatically generated and linked with the program

VIDERE Features

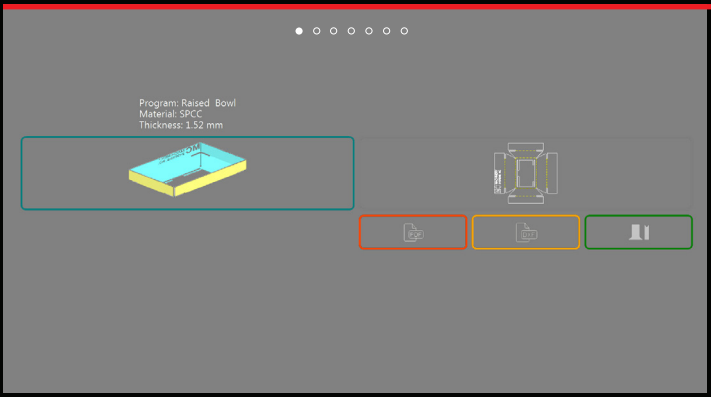

Straight forward operation!

Entry Screen

The necessary data can simply be called with one touch.

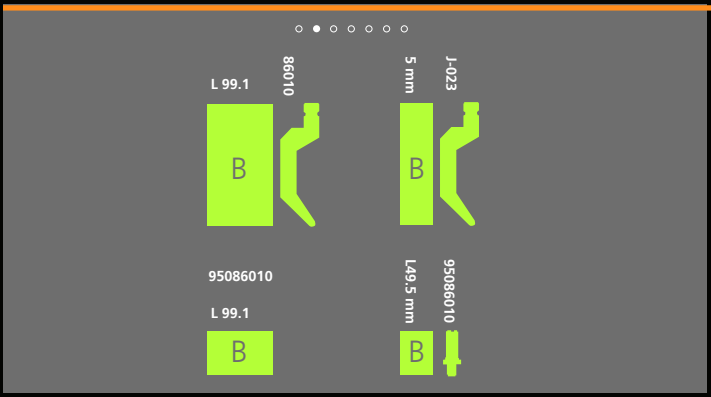

Tool setting is effortless!

Tool Layout Screen

For each program, the type, position and length information of the tool are displayed according to the actual layout.

Tool setting so easy even your salesmen can do it!

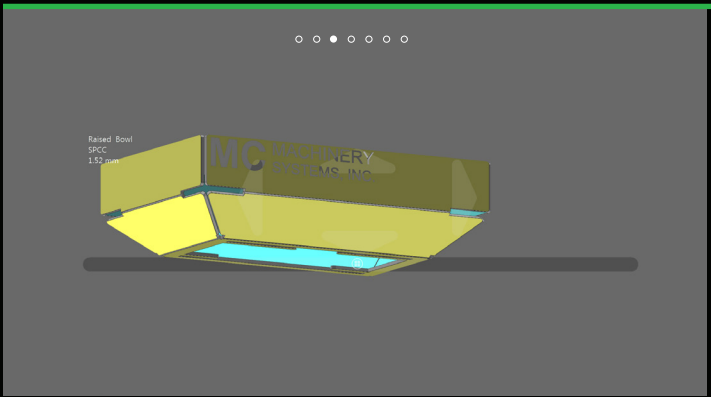

Clear check of the finished work shape!

3D Model Screen

Since the shape of the finished work is displayed in a 3D model, it can be easily checked.

You can zoom in or out & rotate freely.

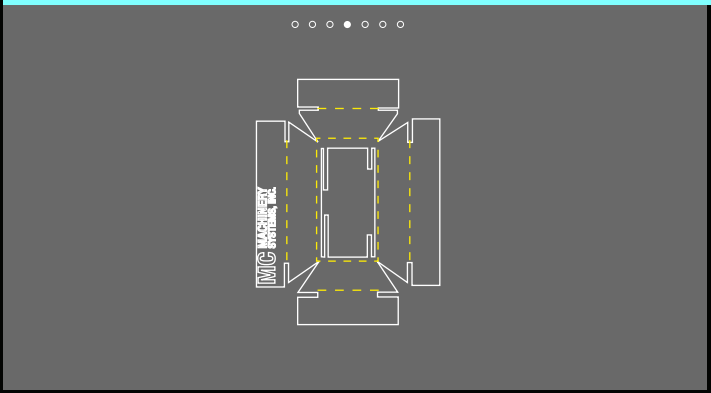

Easily check the unfolded drawing!

Unfolded Drawing

Since it is possible to display an unfolded drawing, you can simply check whether the workpiece is wrong before processing.

You can zoom in or out & rotate freely.

VIDERE Features

Conveniently check the bending order and tool interference!

3D Bending Simulation

Since 3D bending simulation is displayed, you can easily check the order of bending and tool interferences before bending any material.

You can zoom in or out & rotate freely.

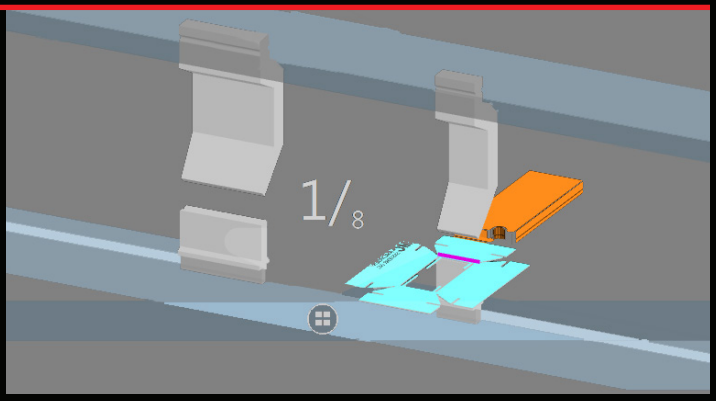

Readily check bending position on both sides of your work piece!

Handling Simulation

Since the bending simulation of the top view is displayed, checking both sides of the work and handling are effortless.

You can zoom in or out & rotate freely.

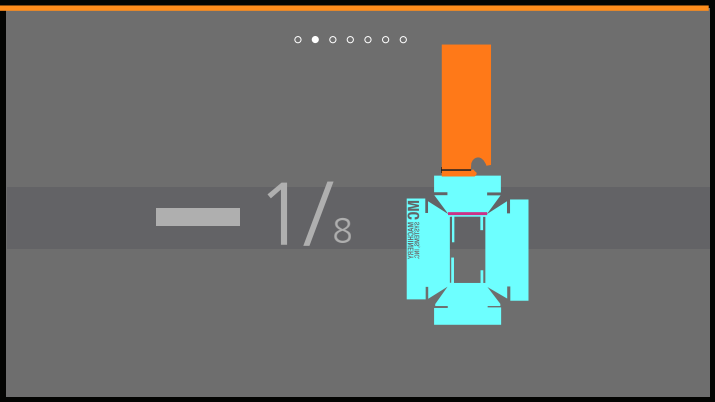

Checking the drawing is a cinch!

DXF Data

Since the drawing information of DXF is displayed, you can check the drawing in a snap.

You can zoom in or out & move freely.

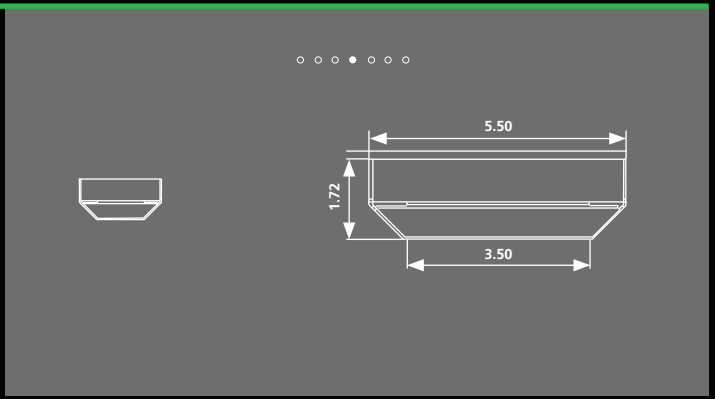

Additional documentation for processing can be easily added!

Precautions for Processing

PDF, JPEG, PNG, TXT, BMP, etc. image files can be displayed with programs just in case there are points or information that cannot be understood from a drawing alone.



Model	Bending Length: in (mm)	Bending Capacity: US tons	Stroke: in(mm) (metric tons)	Max Back Gauge Distance: in (mm)
BH 25030 VIDERE	122.0 (3100)	276 (250)	9.8 (250)	33.5 (850)
BH 18530 VIDERE	122.0(3100)	204 (185)	9.8 (250)	33.5 (850)
BH 13530 VIDERE	122.0 (3100)	149 (135)	9.8 (250)	33.5 (850)
BH 8525 VIDERE	102.4 (2600)	94 (85)	9.8 (250)	33.5 (850)
BH 6020 VIDERE	83 (2100)	60 (55)	6 (150)	25.6 (650)

MC RP 1,000 10 18

MC MACHINERY SYSTEMS, INC.
a subsidiary of Mitsubishi Corporation

85 Northwest Point Blvd., Elk Grove Village, IL 60007 | Tel: 630-616-5920 Fax: 630-616-4068 | www.mcmachinery.com